



PRODUCTS CATALOGUE



ONLINE

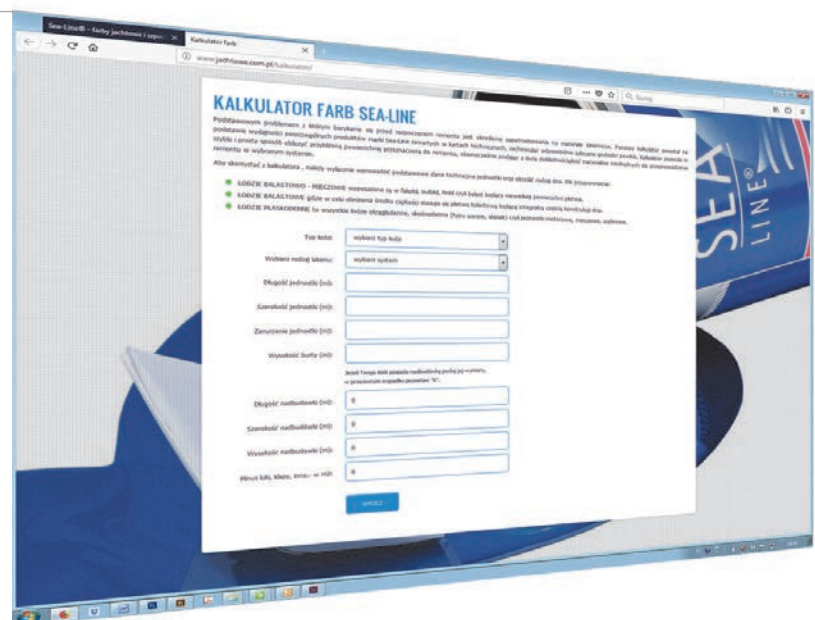


On the website

www.sea-line.eu you will find description of products, TDS and SDS each products. In the bookmark distributors – map and contact to nearest sales point. On the left corner redirection to app calculator, twitter, facebook.

Sea-Line painting calculator

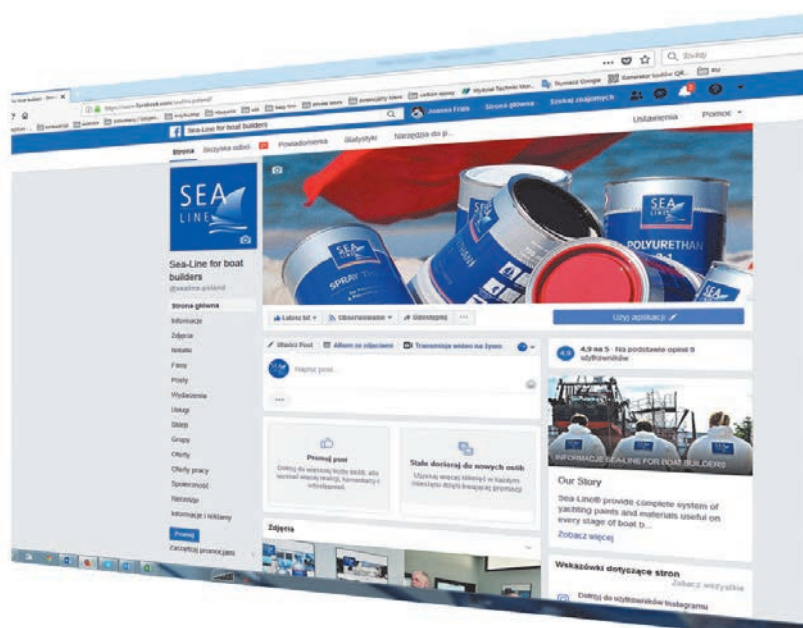
It is a perfect tool to estimate how much Sea-Line® paint and primer you will need for your boat. You can use application on computer and mobile phone












Our social media profiles

On the Twitter and Facebook profile every day news about Sea-Line® brand, galleries and possibility to contact with us.

twitter.com/Sea_Line_eu
facebook.com/sealine.poland
instagram.sealine_poland



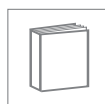


	RESINS AND MS POLYMER Ms Polymer Epoxy Resin Polyester Resin Glass Fibre Mats Glass Fabric	8.
	GELCOAT REPAIR KITS Gelcoat Filler DRY FAST Color Renovation	11.
	FILLERS Epoxy Filler Lightweight (New recipe) Epoxy Filler Universal (New recipe) Epoxy Filler With Fibreglass (New recipe) Polyester Modelling Polyester Filler Low Styrene Polyester Spray Filler Thinner Polyester Spray	12.
	PRIMERS Epoxy Lightprimer 5:1 Antiosmotic Hs Epoxy Primer 3:2 Anticorrosion Epoxy Primer 4:1 Universal Yacht Primer 1K Thinners For Primers	14.
	ANTI FOULINGS Self-Polishing Antifouling Paint Antifouling Alu Plus Hard Antifouling Thin Film Silver Racing Silver Speed Hard Antifouling Silver Cruise Polishing Antifouling Thinner	16.
	TOPCOATS Polyurethane 2:1 Color Yacht Enamel 1K Thinner For Polyurethane 2K Paint Thinner For 1K (Primer, Varnish, Enamel)	18.
	CLEAR COATS Polyurethane 2:1 Clear Coat 1K Yacht Varnish Teak Oil	19.
	POLISHING SYSTEM S07 Heavy Cut S0 Fast Cut & Medium Gloss S05 One Step, Heavy Cut & Gloss S1 Soft Cut & Gloss S1 Premium One Step Cut & High Gloss S2 Extra Shine Hologram Remover S3 Finish Cleaner S4 Protect Wax S5 Quick Wax	20.
	CLEANING PRODUCTS C1 Shell and Fouling Remover C2 Concentrate Cleaner C3 Shampoo with wax C4 Teak Cleaner	23.
	POLISHING ACCESSORIES	24.
	PAINT ACCESSORIES	26.

PRODUCTS PICTOGRAM DESCRIPTION



Information about area where product can be used; below or above waterline.



Read Technical Data Sheet and Safety Data Sheet.



Shake before use.




Before application surface must be clean and degrease.



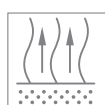
Component mixing proportion. In order basis (component A), hardener (component B) and thinner.



Mixing proportion of 2-components products and pot life.



Application time (pot life) after mixing components.



Time to application next layer without sanding.



Hardening time after which we can start work with surface.



Product to apply by putty knife.



Product to apply by brush and dilution proportions.



Product to apply by roll and dilution proportion.



Product to apply by spray gun. Recommended nozzle, pressure and dilution proportion.



Recommended sand paper gradation.



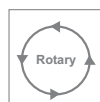
Maximum rotation speed.



Product contains no silicone.



Wool pad recommended.



Rotary polishing machine.



Orbital polishing machine.



Polishing by hand.



Method of polishing.



Protect against frost.



Protect against sun light.



Protect against humidity.



Expiration date.

CATALOGUE GUIDELINE

PRODUCT GROUP IDENTIFICATION – each group of products has own accent color in catalogue and on labels



DESCRIPTION DEFINITION

CATEGORY IDENTIFICATION – products become categorized in accordance to their purpose:

- PRODUCTION – product can be used in shipyards, services, manufactures
- REPAIR – product recommended for small and big repairs done by professionals and amateurs
- CARE AND MAINTENANCE – products for polishing, cleaning, daily care, renovation for professionals and amateurs

SURFACE – on what kind of surface can the product be used i.e. laminate, steel, aluminum, concrete, stone

AREA – on what place on the boat can the products be used; below or above waterline. Products like epoxy fillers or epoxy primers can be applied on almost every part of a boat, it makes no difference if it is below or above waterline.

Products like polyester fillers are recommended for repairs above waterline because of water absorption.

POT LIFE – this is the period of time during which the product will be useful after mixing components

HARDENING TIME – after hardening time has passed we can start working with the surface i.e., sanding. The actual drying time may be longer or shorter and depends on film thickness, ventilation, humidity and temperature

THEORETICAL COVERAGE – the theoretical coverage is estimated by the required thickness given on the TDS

LAUNCHING TIME – this is the minimum time after which the boat can be launched

TOUCH DRY – it is the time when the cover is not fully hard but dust doesn't stick to it and can be painted another layer

CUT LEVEL – it is the force of a polishing compound and a proper pad that removes scratches

GLOSS LEVEL – it is the level of gloss which we will get after using a polishing compound and a proper pad

Always is recommended to read Technical and Safety Data Sheet.

You can find them on Sea-Line® website www.sea-line.eu or contact with us info@sea-line.eu

MS POLYMER

MS POLYMER is a sealing and bonding Smart Solution. It has a very good adhesiveness profile and is ment for various types of materials such as laminates, glass, aluminum, wood and many more

MS POLYMER



MS POLYMER is an elastic adhesive and sealing mass designated for different types of materials in various combinations, without the need of priming. Modern application system enables quick and precise dosing without the need of using any additional tools. The dosing system prevents from self-hardening of the mass during storage.

Category: production, repair

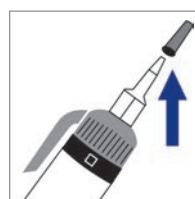
Surface: laminates, wood, glass, metal, aluminum, plastics, painted surfaces

Area: above and below waterline

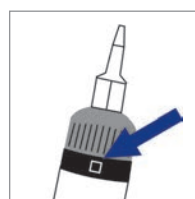
Color: white, black, transparent

Advantages: resistant to UV and water, possibility painting with any paint system


200 ML	WHITE	38208
200 ML	BLACK	38210
200 ML	TRANSPARENT	38211
100 ML	WHITE	38209



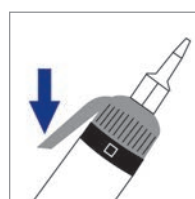
1. Open dispensing nozzle



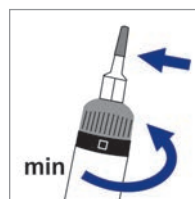
2. Unlock dosing force regulator



3. Set dosing force regulator



4. Push and hold lever to start dispensing



5. After finish work close nozzle and secure dosing force regulator



RESINS AND REPAIR KITS

Resins are used to repair damage - laminating, gluing, sealing cavities. Resin can also be used in the process of rebuilding the boat and serve to strengthen the glass-reinforced polyester. The resin is selected depending on the type of work to be done. We can choose an epoxy and polyester resins.

EPOXY RESIN



Epoxy resin for laminating, gluing structural elements and repairs of all kinds of surface. Long pot life of the mixture allows for a good soaking of the glass filling, without the resin dripping from vertical surfaces.

Category: production, repair
Surface: epoxy and polyester laminate, wood, steel, aluminum
Area: above and below waterline
Color: components A and B are colorless
Pot life: 45 minutes
Hardening time: 7 hours in temp. 23°C
Advantages: simple mixing ratio: 2:1 by volume

0,25 KG	33636
0,5 KG	38483
0,9 KG	38508
5 KG	38506 / 38507

POLYESTER RESIN



Polyester resin recommended for quick repairs, filling holes and cavities as well as strengthening surfaces not exposed to constant contact with water.

Category: production, repair
Surface: polyester laminate, steel, aluminum
Area: above and below waterline
Color: transparent
Pot life: 10 - 15 minutes
Hardening time: 45 min in temp. 20°C
Advantages: the color indicator in the resin enables for control of the hardening process

0,25 KG	2392
1 KG	2480



RESINS AND REPAIR KITS


LAMINATION – FIBERGLASS AND GLASSFABRIC

GLASS FIBRE MATE



Glass fibre mat, in connection with laminating resin, is used for the repairs of big holes in boats, yachts, camping caravans, etc. The repaired elements may be made from steel, aluminum or GRP, reinforced with glass fibre. The obtained layers have very good adherence, are durable, resistant to petrol, oils, greases, and the short period temperatures up to 70°C.

GLASS FABRIC



Glass fabric are used in the production of polyester glass laminates, as a resin reinforcement. Allows for a higher glass content in the laminate and better durability. Minimizes the amount of resin necessary for the production of laminates while increasing durability.

	PACK	WEIGHT	CODE
FIBREGLAS MATE FOR POLYESTER RESIN	1,0 m ²	450 G / m ²	4496
		300 G / m ²	4493
		150 G / m ²	4490
	3,0 m ²	450 G / m ²	4499
		300 G / m ²	4494
		150 G / m ²	4491
FIBREGLAS MATE FOR EPOXY RESIN	1,0 m ²	450 G / m ²	4483
		300 G / m ²	4480
	3,0 m ²	450 G / m ²	4484
		300 G / m ²	4481
GLASSFABRIC FOR POLYESTER AND EPOXY RESIN	1,0 m ²	400 G / m ²	4466
		200 G / m ²	4464
	3,0 m ²	400 G / m ²	4467
		200 G / m ²	4465

GELCOAT REPAIR KITS

An ideal solution for repair of scratches and minor damages of gelcoat above the waterline will be using gelcoat filler. In order to bring back the colour one can also use COLOR RENOVATION, which will bring back the colour and gloss lost as a result of atmospheric conditions (UV rays and rain).

GELCOAT FILLER DRY FAST



GELCOAT FILLER DRY FAST is a combination of fast hardening time, self-leveling properties, high gloss finish. Filler does not drip from vertical surfaces. The main usage is for quick repair of small gelcoat damages. The product is resistant to UV.

Category: repair

Surface: gelcoat (polyester laminate)

Area: above waterline

Color: white 9001, cream 9010

Application: putty knife

Pot life: 6 - 7 minutes

Hardening time: 4 hours in temp. 20°C

Advantages: easy application, quick repair, UV resistance, after curing provides a high gloss, hard, clean and shiny surface

0,25 KG	RAL 9010	11203
0,25 KG	RAL 9001	11296

Sea-Line offers also

GELCOAT FILLER DRY FAST STYRENE FREE

0,25 KG	RAL 9010	12021
0,25 KG	RAL 9001	12022

COLOR RENOVATION



COLOR RENOVATION renews the matte and chalking surface look, damaged due to atmospheric conditions (UV rays and rain). The product restores gloss and color depth, stops the chalking process and protects the surface from the weather conditions.

CAUTION: Before using on a white surface one has to make a color durability test.

Category: repair, care and maintenance

Surface: gelcoat (laminate), polyurethane and other varnishes, plastic, metal as chrome, brass, steel, stainless steel, aluminum, bronze, also stone: marble, terracotta and tiles

Area: below and above waterline

Color: amber, transparent after applying

Application: brush, microfibre cloth

Theoretical coverage: 16-20 m²/l depending on the surface type

Advantages: deep surface penetration, soaks the pigments again. Protects the steel surface against corrosion

500 ML	37599
--------	-------



FILLERS

Sea-Line® fillers are designed for refilling and to tackle inequalities caused by damage or during the course of production.
Available - epoxy and polyester fillers.

EPOXY FILLER LIGHTWEIGHT 1:1



NEW
RECIPE

Filler designated for repairing big surfaces and as a leveling layer. Easy application, easy to mix and grinding after hardening.

Category: production, repair
Surface: epoxy and polyester laminate, wood, steel, aluminum
Area: above and below waterline
Color: white
Application: putty knife
Pot life: 50 minutes
Hardening time: 20 hours in temp. 20°C
Advantages: very low weight (700 g/l), allows to use thick layers

0,75 L	12202
7,5 L	12288 / 12289

EPOXY FILLER UNIVERSAL 2:1



NEW
RECIPE

Filler designated for quick repairs of minor damage, cracks and scratches.

Category: production, repair
Surface: epoxy and polyester laminate, wood, steel, aluminum
Area: above and below waterline
Color: white
Application: putty knife
Pot life: 40 minutes
Hardening time: 15 hours in temp. 20°C
Advantages: multifunctional

0,75 KG	12200
7,5 KG	12286 / 12287

EPOXY FILLER WITH FIBREGLASS 2:1




NEW
RECIPE

Filler reinforced with fiberglass designated for repairing deep damages and gluing of elements.

Category: production, repair
Surface: epoxy and polyester laminate, wood, steel, aluminum
Area: above and below waterline
Color: light grey
Application: putty knife
Pot life: 40 minutes
Hardening time: 16 hours in temp. 20°C
Advantages: after grinding the surface does not need any finishing fillers

0,75 KG	12204
7,5 KG	12290 / 12291



FILLERS

POLYESTER MODELLING FILLER



Polyester modelling filler is a product of many uses, easy to finish and sand. Easy coating and relatively long pot life. Recommended for large surfaces.

Category: production, repair

Surface: polyester laminate, wood, steel and aluminum

Area: above waterline

Color: yellow

Application: putty knife

Pot life: 8 - 10 minutes

Hardening time:

30 - 40 minutes in temp. 20°C

Advantages: it's simultaneously hard and has excellent adhesion to a wide variety of surfaces

2 KG	4952
5 KG	4600
25 KG	4601

POLYESTER FILLERS LOW STYRENE



Modern fillers for filling and finishing. They have excellent adhesion with such surfaces as: polyester laminates, two-component acrylic primers, steel surface, wood, galvanized steel surfaces and old varnish coatings. They are very easy in application with a characteristic self-smoothing effect. Comfortable for sanding even when fully hardened.

Category: production, repair

Surface: polyester laminate, wood, steel and aluminum

Area: above waterline

Application: putty knife

Pot life: 7 minutes

Hardening time: 20 - 30 minutes in temp. 20°C

Advantages: polyester filler with styrene reduce

UNIVERSAL	0,25 KG	12011
UNIVERSAL	1 KG	12012
with FIBREGLASS	0,25 KG	12014
with FIBREGLASS	1 KG	12020

POLYESTER SPRAY FILLER



Recommended specially for priming. For use on fiberglass reinforced hulls and as a finishing layer for other polyester surfaces.

Category: production, repair

Surface: polyester laminate, wood, steel and aluminum

Area: above waterline

Theoretical coverage: 5m²/1kg. for 135µm DTF

Color: light grey

Application: spray gun

Pot life: 20 minutes

Hardening time: 3 hours in temp. 20°C

Advantages: in short time we get a surface ready to further works

1 KG	9071
10 KG	7504

THINNER POLYESTER SPRAY

Thinner provides the appropriate parameters of polyester sprayfiller – flow, pot life, time of drying.

1 L	7934
-----	------

PRIMERS

Primers increases adhesion between the layers and affect the durability of the paint. Epoxy primers protect boat surfaces from the effects of destructive activities osmosis and corrosion and provide the perfect base for topcoat and antifouling. Yacht paints recommended above and below the water line.

EPOXY LIGHTPRIMER 5:1



2-component primer for universal use. It's basic functions are protection, adhesion increase, interlayer function and antiosmosis protection. Can be used as a filling or finishing primer.

Category: production, repair
Surface: laminates, wood, aluminum
Area: above and below waterline
Color: white, grey
Theoretical coverage: 10-11 m²/l for 60µm DTF
Application: brush, roll, spray gun
Pot life: 2hours
Touch dry: 4hours in temp. 20°C
Advantages: easy in applying and grinding, multifunctional purpose

0,75 L	WHITE	5077
3 L	WHITE	8388 / 8389
5 L	WHITE	6093 / 6095
15 L	WHITE	6092 / 6096
0,75 L	GREY	9200
3 L	GREY	9199 / 8389
15 L	GREY	1312 / 6096

ANTIOSMOTIC HS EPOXY PRIMER 3:2



A HIGH SOLID type 2-component primer which does not include a solvents. Product designated for fixing laminate damages that occurred due to osmosis or for antyosmosis protection.

Category: production, repair
Surface: laminates
Area: above and below waterline
Color: grey
Theoretical coverage: 6-7 m²/l for 150µm DTF
Application: brush, roll, spray gun
Pot life: 45 minutes
Touch dry: 10-12hours in temp. 20°C
Advantages: does not contain solvents, forms a hard coating that is resistant to water

0,75 L	GREY	5075
7,5 L	GREY	5149 / 4211

EPOXY PRIMER 4:1 ANTICORROSION



2-component anticorrosive primer. The primer's basic functions are anti-corrosive protection, adhesion increase and an interlayer function. It can be used as a filling or finishing primer. It is characterized by very good adhesion to steel and aluminum.

Category: production, reapi
Surface: steel, aluminum
Area: above and below waterline
Color: red oxide
Theoretical coverage: 11-12 m²/l for 60µm DTF
Application: brush, roll, spray gun
Pot life: 2 hours
Touch dry: 5hours in temp. 20°C
Advantages: anticorrosion protection, easy in applying and grinding

0,75 L	RED	5076
7,5 L	RED	5145 / 5147



PRIMERS

UNIVERSAL YACHT PRIMER 1K



1-component chlorinated rubber primer, recommended as a layer increasing adhesiveness to the surface for all 1K Sea-Line paints and varnishes as a barrier surface, used directly on an old anti-fouling paint layer.

Category: production, repair

Surface: laminates, steel, wood, porous surfaces

Area: above and below waterline

Color: grey

Theoretical coverage:

7 m²/l for 65µm DTF

Application: brush, roll, spray gun

Touch dry: 4hours in temp. 20°C

Advantages: separating layer, reinforcing the structure of the substrate

0,75 L	GREY	38172
2,5 L	GREY	38174

THINNERS FOR 2 K PRIMERS



Thinner for 2K epoxy primer ensure adequate application parameters such as flow, pot life and drying time. An appropriate thinning level allows for different application methods: brush, roll, spray gun

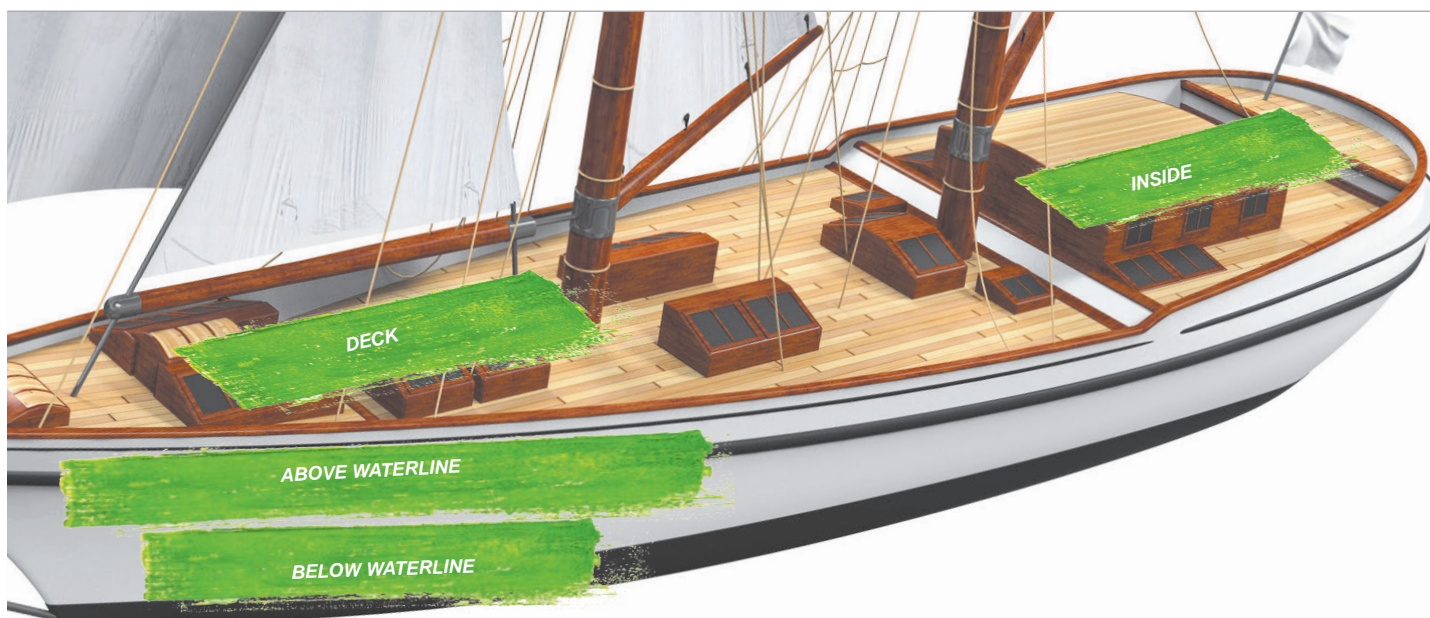
0,25 L	11278
1 L	5138
5 L	1818

THINNER FOR 1 K PRIMERS



Thinner for 1K primer for different application methods: brush, roll, spray gun.

1 L	8177
-----	------



ANTIFOULINGS

Antifouling paints protect the hull from fouling caused by algae and shells. Also serves to protect against water and the marine atmosphere. Antifouling paint selection depends on the type of boat you have and the water on which you plan to sail. Depending on the level of water salinity and temperatures in the region, select antifouling with suitable biocides. When choosing paint, you should also pay attention to the material your boat is made of, and the speed at which it moves. Exposure to humid weather shortly after application or after immersion can cause discolouration. This is a surface phenomenon and has no influence on performance or recoatability.

SELF-POLISHING ANTIFOULING



SELF - POLISHING ANTIFOULING is dedicated for sailing and motor boats with maximum speed of 40 knots. Do not use on aluminum.

Category: production, care and maintenance

Surface: laminate, wood, steel

Area: below waterline

Color: grey, red, navy blue, black, green

Theoretical coverage: 8-9 m²/l for 50µm DTF

Application: brush, roll

Touch dry: 1 hour

Launching time: minimum 12 hours after painting

Advantages: easy application, fast drying time

0,75 L	GREY	35599
0,75 L	GREEN	35601
0,75 L	NAVY BLUE	35602
0,75 L	RED	35600
0,75 L	BLACK	35598
2,5 L	GREY	35477
2,5 L	GREEN	35478
2,5 L	NAVY BLUE	35479
2,5 L	RED	35481
2,5 L	BLACK	35480

SELF-POLISHING ANTIFOULING ALU PLUS



SELF POLISHING ALUPLUS ANTIFOULING new generation biocide based paint, designated for sailing and motor boats, moving at a maximum speed of 40 knots. The paint's efficiency and effectiveness is 30% higher than for traditional products.

Category: production, care and maintenance

Surface: laminate, wood, steel, aluminum

Area: below waterline

Color: white, navy blue, black

Theoretical coverage: 11-12 m²/l for 50µm DTF

Application: brush, roll

Touch dry: 1 hour

Launching time: minimum 12 hours after painting

Advantages: can be used on vessels or elements made of aluminum, high efficiency

0,75 L	WHITE	35859
0,75 L	NAVY BLUE	38026
0,75 L	BLACK	38029
2,5 L	WHITE	35861
2,5 L	NAVY BLUE	38027
2,5 L	BLACK	38030

HARD ANTIFOULING



HARD ANTIFOULING paint based on copper oxide and resins. Recommended for motor boats moving at a maximum speed of 70 knots. Do not use to aluminium.

Category: production, care and maintenance

Surface: laminate, wood, steel

Area: below waterline

Color: navy blue, black, red

Theoretical coverage: 10 m²/l for 50µm DTF

Application: brush, roll

Touch dry: 15 minutes

Launching time: minimum 12 hours after painting

Advantages: due to increased hardness it is resistant against mechanical damage

0,75 L	NAVY BLUE	38284
0,75 L	RED	38286
0,75 L	BLACK	38282
2,5 L	NAVY BLUE	38288
2,5 L	RED	38289
2,5 L	BLACK	38287

ANTIFOULINGS

SILVER RACING THIN FILM ANTIFOULING



THIN FILM SILVER Racing is a hard antifouling paint, effectively preventing against any fouling organisms: aquatic plants, animals or slime. This antifouling is recommended to use on racing boat and powerboats, guaranteeing a smooth finish. Do not use on aluminum.

Category: production, care and maintenance

Surface: laminate, steel, wood

Area: below waterline

Color: graphite

Theoretical coverage: 11-12 m²/l for 30µm DTF

Application: brush, roll

Touch dry: 20 minutes

Launching time: minimum 2 hours after painting

Advantages: thin film, very smooth surface

0,75 L	GRAPHITE	38380
2 L	GRAPHITE	38379

SILVER SPEED ANTIFOULING



SILVER SPEED ANTIFOULING is a hard antifouling paint, effectively preventing fouling. Provides protection for up to one year. Easy in application, no need to sand between coating.

Category: production, care and maintenance

Surface: laminate, steel, wood, aluminum

Area: below waterline

Color: red, navy blue, black

Theoretical coverage: 9-10 m²/l for 50µm DTF

Application: brush, roll

Touch dry: 30 minutes

Launching time: minimum 8 hours after painting

Advantages: is ideal for propellers, outdrives, sterngear and the waterline. Can be applied on aluminum

0,75 L	NAVY BLUE	38384
0,75 L	RED	38382
0,75 L	BLACK	38386
2,5 L	NAVY BLUE	38383
2,5 L	RED	38381
2,5 L	BLACK	38385

SILVER CRUISE ANTIFOULING



SILVER CRUISE POLISHING ANTIFOULING is the ideal paint for professional and consumer application on salt and fresh water. This antifouling is recommended to use on sailboats or power boats up to 30 knots of speed. *Do not use on aluminum.*

Category: production, care and maintenance

Surface: laminate, steel, wood

Area: below waterline

Color: white, red, blue, navy blue, black

Theoretical coverage: 9-10 m²/l for 50µm DTF

Application: brush, roll

Touch dry: 30 minutes

Launching time: minimum 4 hours after painting

Advantages: easy in application, short time till immersion

0,75 L	WHITE	38388
0,75 L	RED	38390
0,75 L	BLUE	38392
0,75 L	NAVY BLUE	38394
0,75 L	BLACK	38396
2,5 L	WHITE	38387
2,5 L	RED	38389
2,5 L	BLUE	38391
2,5 L	NAVY BLUE	38393
2,5 L	BLACK	38395

ANTIFOULING THINNER

Thinning makes applying in high temperatures easier, it is therefore important to pay special attention to make a protective coating of suitable thickness. Thinning antifouling paints more than 5% is not recommended

0,75 L	38397
--------	-------



IMPORTANT NOTE: Use biocides safely. Always read the label product and data sheets before use.

TOPCOATS

Sea-Line® TOPCOATS provide an aesthetic and perfect look for the boat.

Also functions as protection against water, sea air, scratches, and color change under the influence of UV radiation. Yacht Paints are especially recommended for area above water line.

POLYURETHANE 2:1 COLOR



2-component topcoat high gloss paint. It protects the surface against water, maritime atmosphere, scratches and color change under the influence of UV rays. Is characterized by high coating strength.

Category: production, repair

Surface: laminates, wood, steel, aluminum

Area: above waterline, optionally below waterline

Color: white, ecru, red, navy blue, blue, green, grey, black

Theoretical coverage:

13-14 m²/l for 40µm DTF

Application: brush, roll, spray gun

Pot life: 3 hours

Touch dry: 6-8 hours in temp. 20°C

Advantages: damage resistant, permanent color, high gloss finish

0,75 L	WHITE	5653
0,75 L	ECRU	5657
0,75 L	RED	5656
0,75 L	NAVY BLUE	5655
0,75 L	BLUE	8162
0,75 L	GREEN	7322
0,75 L	GREY	7438
0,75 L	BLACK	6262
15 L	WHITE	6222 / 6223
15 L	ECRU	7727 / 6223
15 L	RED	9957 / 6223
15 L	NAVY BLUE	7779 / 6223
15 L	BLUE	8163 / 6223
15 L	GREY	7439 / 6223
15 L	BLACK	7994 / 6223

YACHT ENAMEL 1K



1-component yacht enamel resistant to UV rays. Yacht enamel is characterized by perfect flow, good covering and high gloss.

Category: production, repair

Surface: laminate, wood, steel

Area: above waterline

Color: white, ecru, red, blue, black

Theoretical coverage: 15-16 m²/l for 40µm DTF

Application: brush, roll, spray gun.

Touch dry: 3 hours in temp. 20°C

Advantages: easy application, weather conditions and marine environment resistance

0,75 L	WHITE	38154
0,75 L	ECRU	38152
0,75 L	RED	38158
0,75 L	DARK BLUE	38161
0,75 L	BLACK	38163
125 ML	WHITE	38166

THINNER FOR POLYURETHAN 2K PAINT



Thinner for Polyurethan 2K provide appropriate application parameters such as flow, pot life and drying time. Adequate thinning level enables for different application methods.

Depending on application method a specific thinner must be used:

• Brush / roll thinner

0,25 L	8177
1 L	5746

• Spray thinner

1 L	5747
-----	------

THINNER FOR 1 K PRIMER, VARNISH, ENAMEL

Thinner for 1K varnish and enamel for different application methods: brush, roll, spray gun.



1 L	8177
-----	------

CLEAR COATS

POLYURETHANE CLEAR COAT 2:1



2-component high gloss varnish. Resistant to UV rays, can be also used as a priming paint for wood.

Category: production, repair

Surface: wood, paints and 2k varnishes

Area: above waterline, interior, optionally below waterline

Theoretical coverage:

12-13 m²/l for 40µm DTF

Application: brush, roll, spray gun

Pot life: 3 hours

Touch dry: 2-3 hours in temp. 20°C

Advantages: the varnish does not change the surface color, underlining the natural beauty of wood

0,75 L	TRANSPARENT	6749
0,75 L	TRANSPARENT	7506 / 7507

YACHT VARNISH 1K



Transparent 1K (1-component) varnish dedicated for wooden boats and yachts. Yacht Varnish is characterized by great flow, UV rays resistance and high gloss.

Category: production, repair

Surface: wood, paints and varnishes

Area: above waterline, interior

Theoretical coverage:

12-13 m²/l for 40µm DTF

Application: brush, roll, spray gun

Touch dry: 3 hours in temp. 20°C

Advantages: easy application, enables quick repair

0,75 L	TRANSPARENT	38170
--------	-------------	-------

TEAK OIL



TEAK OIL is a one-component oil which protects wood from dampness and mold growth. TEAK OIL is designed for using above and below the waterline as well as inwards. TEAK OIL may also be used as protection of: stairs, banisters, terrace wood, garden furniture and other elements made of natural wood.

Category: repair, care and maintenance

Surface: wood ie. teakwood, mahogany, ipe wood, movingui wood, etc.

Area: above and below water line, inwards and out side

Color: transparent

Theoretical coverage: 11-12 m²/l depending on type and condition of wood

Application: brush, roll

Touch dry: 5 hours in temp. 20°C

Full hard: 3 days in temp. 20°C

Advantages: does not require additional primer, does not change wood color. It does not leave any greasy layer on surface

0,25 L	7604
2,5 L	7606



POLISHING SYSTEMS

If the surface gelcoat, topcoat or varnish lost its shine or it has minor scratches caused by exploitation, we can easily and quickly to deal with these problems by using the polishing products. Sea-Line polishing compound can be used with any kind of polishing machine and polishing pads. Does not contains silicon or wax. Doesn't clog polishing pads.

S07 HEAVY CUT



S07 polishing paste of the highest cutting level can be used on a mold or products made of industry gelcoat. It removes the deepest defects made during grinding with P800 paper. The paste does not contain silicone or wax fillers.

Category: production

Surface: tool gelcoat, hard industrial varnishes, gelcoat on final products

Cut level:



Gloss level:



Polishing pads: sheep wool, lamb wool, hard sponges

Polishing: manual, rotary machine, orbital machine

Advantages: effectiveness, efficiency and work speed

1 KG

11648

S05 – ONE STEP, HEAVY CUT & GLOSS



S05 polishing paste is a ONE STEP paste, this allows to get perfect final results after using just one product. It renews oxidized surfaces also without grinding. The paste does not contain silicone and wax fillers.

Category: production, care and maintenance

Surface: gelcoat, tool gelcoat, hard industrial varnishes, old hardened and heavily damaged paints and polyurethane varnishes

Cut level:



Gloss level:



Polishing pads: sheep wool, lamb wool, hard and medium sponges

Polishing: manual, rotary machine, orbital machine

Advantages: one step product, fast work, high gloss surface and long pot life after application

1 KG

10204

S0 FAST CUT & MEDIUM GLOSS



S0 paste's biggest advantage is the unique grain of great cutting power. Does not make polishing defects on medium hard surface. The paste does not contain silicone and wax fillers.

Category: production

Surface: gelcoat, tool gelcoat and medium industrial varnishes

Cut level:



Gloss level:



Polishing pads: sheep wool, lamb wool, hard and medium sponges

Polishing: manual, rotary machine

Advantages: it does not leave polishing defects on the surface, effectively removes damages

1 KG

11246

4,5 KG

36729

POLISHING SYSTEMS

S1 SOFT CUT & GLOSS



S1 polishing paste thanks to its versatility can be used in industrial as well as DIY use. This is a perfect product for charter companies which have to restore gloss on different type of surfaces. The paste does not contain wax and silicone fillers.

Category: production, care and maintenance

Surface: varnishes and surface paints, plexi, polycarbonates, gelcoat (laminates)

Cut level:



Gloss level:



Polishing pads: sheep wool, lamb wool, polishing sponges

Polishing: manual, rotary machine, orbital machine

Advantages: multiplicity of use, no polishing defects on the surface, easy to use, effectiveness

0,5 KG

35578

S1 PREMIUM ONE STEP CUT & HIGH GLOSS



S1PREMIUM polish paste is a ONE STEP paste. It is ideal for amateurs, who thanks to one product will achieve a professional effect. The paste does not contain wax and silicone fillers.

Category: production, care and maintenance

Surface: paints, varnishes, gelcoat

Cut level:



Gloss level:



Polishing pads:

lamb wool, polishing sponges

Polishing: manual, rotary machine, orbital machine

Advantages: one easy to use and effective product

0,6 KG

10070

1,2 KG

10068

S2 EXTRA SHINE HOLOGRAM REMOVER



S2 EXTRA SHINE HOLOGRAM REMOVER can be used as a final polishing product for professionals and amateurs. Using this product provides a mirror finish without holograms.

Category: care and maintenance

Surface: gelcoat (laminates), paints and varnishes

Cut level:



Gloss level:



Polishing pads: lamb wool type MM, soft polishing sponges type FINISH

Polishing: rotary machine, orbital machine

Advantages: hologram removal and high shine effect

0,5 KG

35581

POLISHING SYSTEMS

S3 FINISH CLEANER



S3 FINISH CLEANER is a cleaning agent which will remove atmospheric pollution from the surface as well as residues of polishing pastes, greasy and old protective coating such as wax. Using this cleaning agent by production companies on the polished surfaces quality control stage will allow to avoid costly returns and complaints of the final product. It does not contain silicone.

Category:

production, care and maintenance

Surface: all kinds of gelcoat surfaces, paints, varnishes, 2K, nitro, synthetics, plastics, natural rubber, glass, mirrors, etc.

Accessories: micro fiber cloth

Advantages:

effectiveness, efficiency, no streaks

0,5 L

11869

S4 PROTECT WAX



S4 PROTECT WAX is a liquid wax, which makes a surface gloss very fast, emphasizing the natural depth of the color. Wax does not damage plastic elements.

Category: care and maintenance

Surface: all kinds of paints and varnishes, plastics, natural rubber, gelcoat coating

Accessories: micro fiber cloth

Advantages: the surface becomes very smooth, that makes it easier for water to flow and dirt does not stick

0,25 L

36977

S5 QUICK WAX



S5 QUICK WAX gives a gloss and refreshes the surface in a short time assuring an instant and spectacular effect. Without any problem can wax and secure the surface, just spray and wipe. S5 QUICK WAX advantage is the possibility of applying it on hot surfaces and not leaving any streaks.

Category: care and maintenance

Surface: all kinds of paints and varnishes, plastics, natural rubber, gelcoat coating

Accessories: micro fiber cloth

Advantages: efficiency, quick application time, easy to use, can be used on porous surfaces

0,5 L

12193

CLEANING PRODUCTS

A series of specialized products for the restoration, maintenance and cleaning of boats and yachts. Products are offered in a handy, small packages of 250 and 500 ml. The information gathered from the market and our experience helped select the appropriate pack sizes to the demand for a cosmetic or a cleaning product. Because of bottle volume this price will be attractive for every water sports enthusiast, at the same time it avoids the hassle of storing large unnecessary packaging products.

C1 BOTTOM CLEANER



C1 BOTTOM CLEANER is a powerful and effective formula for washing the below waterline surfaces which are not protected with any antifouling paint.

Category: care and maintenance

Surface: gelcoat (laminates), steel, brass, limited use on paints and varnishes

Area: below waterline

Application: atomizer

Advantages: The formula guarantees visible effect after a few minutes from application time

0,5 L	36978
-------	-------

C2 CONCENTRATE CLEANER



C2 CONCENTRATE CLEANER is a biodegradable cleaner for removing strong dirt, dark streaks and stains.

Category: care and maintenance

Surface: gelcoat (laminates), paints, varnishes, aluminum and artificial leather

Area: above and below waterline

Application: sponge, mop, soft brush

Advantages: Is biodegradable product which can be diluted in cold or warm water, this allows to use it in every condition and place

0,5L	36979
5 L	97096

C3 SHAMPOO WITH WAX



C3 SHAMPOO WITH WAX is designed for daily maintenance, it protects the surface against becoming matte as a result of atmospheric factors.

The wax included in the shampoo does not damage elements made of plastic.

Category: care and maintenance

Surface: gelcoat (laminates) paints, varnishes and plexi

Area: above and below waterline

Application: sponge, mop, soft brush

Advantages: perfectly removes dirt and glosses the surface with wax

0,25 L	36980
--------	-------

C4 TEAK CLEANER



The concentrate formula allows for quick and easy obtaining of the right agent concentration as well as immediate and efficient removal of all type contaminations from the surface. C4 rapidly restores color and does not leave any residue on the cleaned wood.

Category: care and maintenance

Surface: teak wood (exotic wood), wood

Area: above and below waterline

Application: soft brush

Advantages: the product does not contain any acids and is safe for sealant and adhesive compounds

0,25 L	36981
--------	-------

POLISHING ACCESSORIES

POLISHING WOOLS



The polishing pads are made for polishing gelcoats, tool gelcoats, paints, PU varnishes, plexi and polycarbonates.

The polishing pads are made of 100% natural wool.

ONE SIDE	ø 220 mm	WHITE	36613
TWO SIDE	ø 200 mm	WHITE	36614
POLISHING BALL	ø 80 mm	WHITE	36619

Cut level: ☐ ☐ ☐ ☐ ☐ ☐ ☐ ☐ ☐ ☐ ☐ ☐

LAMB'S WOOL POLISHING PADS „MM” TYPE



Type „MM” polishing pads is meant for polishing of gelcoats, tool gelcoats, paints, varnishes, plexi and polycarbonates.

The polishing pads is made of 100% natural lamb wool.

ø 80 mm	WHITE	37468
ø 150 mm	WHITE	37466
ø 180 mm	WHITE	37467

Cut level: ☐ ☐ ☐ ☐ ☐ ☐ ☐ ☐ ☐ ☐ ☐ ☐

LAMB'S WOOL POLISHING PADS „D” TYPE



There are available type „D” pads in yellow color and bigger cutting power.

ø 150 mm	YELLOW	35556
ø 180 mm	YELLOW	35555

Cut level: ☐ ☐ ☐ ☐ ☐ ☐ ☐ ☐ ☐ ☐ ☐ ☐

POLISHING SPONGE



POLISHING FOAM “PROFI”

ø 150 mm	WHITE	35933
----------	-------	-------

Cut level: ☐ ☐ ☐ ☐ ☐ ☐ ☐ ☐ ☐ ☐ ☐ ☐

POLISHING FOAM “FINISH”

ø 150 mm	RED	35934
----------	-----	-------

Cut level: ☐ ☐ ☐ ☐ ☐ ☐ ☐ ☐ ☐ ☐ ☐ ☐

POLISHING SPONGE „M 14”



ø 150 mm	WHITE	3376
ø 150 mm	PINK	3377
ø 150 mm	YELLOW	3378
ø 150 mm	BLACK	3379

Cut level:

WHITE	<input type="checkbox"/>	<input type="checkbox"/>	<input type="checkbox"/>	<input type="checkbox"/>	<input type="checkbox"/>	<input type="checkbox"/>	<input type="checkbox"/>	<input type="checkbox"/>	<input type="checkbox"/>	<input type="checkbox"/>	<input type="checkbox"/>
PINK	<input type="checkbox"/>	<input type="checkbox"/>	<input type="checkbox"/>	<input type="checkbox"/>	<input type="checkbox"/>	<input type="checkbox"/>	<input type="checkbox"/>	<input type="checkbox"/>	<input type="checkbox"/>	<input type="checkbox"/>	<input type="checkbox"/>
YELLOW	<input type="checkbox"/>	<input type="checkbox"/>	<input type="checkbox"/>	<input type="checkbox"/>	<input type="checkbox"/>	<input type="checkbox"/>	<input type="checkbox"/>	<input type="checkbox"/>	<input type="checkbox"/>	<input type="checkbox"/>	<input type="checkbox"/>
BLACK	<input type="checkbox"/>	<input type="checkbox"/>	<input type="checkbox"/>	<input type="checkbox"/>	<input type="checkbox"/>	<input type="checkbox"/>	<input type="checkbox"/>	<input type="checkbox"/>	<input type="checkbox"/>	<input type="checkbox"/>	<input type="checkbox"/>

POLISHING ACCESSORIES

POLISHING SPONGE WITH VELCRO



ø 150 mm	WHITE	3384
ø 150 mm	PINK	3385
ø 150 mm	YELLOW	3386
ø 150 mm	BLACK	3387

Cut level:

WHITE	
PINK	
YELLOW	
BLACK	

HOLDER TYPE



TYPE	SIZE	RECOMMENDED FOR PADS	CODE
UNIVERSAL YELLOW for polishing machine	ø 120 mm	ø 130 mm, ø 150 mm	35879
	ø 150 mm	ø 180 mm, ø 200 mm	35880
SOFT RED for polishing machine	ø 120 mm	ø 130 mm, ø 150 mm	35881
for drill	ø 50 mm	ø 80 mm	36615

MICROFIBRE



UNIVERSAL BLUE MICROFIBER CLOTH 40x40 cm

35249

MICROFIBRE APRON

35564



INSPECTION LAMP



An inspection lamp is designed for use in the process of surface quality control, not only in professional production plants.

38048

PAINT ACCESSORIES

CLEANER



Silicone remover is the product used for surface cleaning before lacquering. It removes silicone, wax or grease soil. May be used for laminate, metal or plastic surfaces.

1 L

3990

NON SKID POWDER



Non skid powder is an additive for polyurethane topcoats.

PACK 20 G

5474

BRUSH PROFESSIONAL SEA-LINE®



Especially recommended for topcoat paint – enamel, paints, varnish, clear coats and gel coats. Computer molded fiber with a length of 51mm KONEX of appropriate hardness combined with the highest quality topcoats guarantees a proper leveling of paint. The ideal thickness of the brush (8 mm) for easy application of the right amount of paint for one coating layer.

50 mm

36823

70 mm

38513

BRUSH SEA-LINE®



BRUSH SEA-LINE® 12 mm is the perfect tool for the application of epoxy primers and antifouling. It is available in widths of 30, 50 and 70 mm. The brush may also be used for application of topcoats, polyurethane varnishes and enamels. A mixture of natural bristle hair fibers with PET (50/50%), is a combination of a suitable material absorbency and easy application for appropriate thickness of the paint layers. The construction of galvanized caps combined with hardness- solvent-adhesive prevents hair loss.

30 mm

36820

50 mm

38821

70 mm

38822

ROLL AND ROLLER HOLDER SEA-LINE®



Made from the natural lamb wool (100%) of the fleece long-guests 4mm is the perfect tool for the application of polyurethane lacquers and enamels, epoxy primers and antifouling. Unilateral rounded finish with a unique welded seam can operate in difficult and inaccessible places.

ROLL

100 x 26 mm

36824

150 x 35 mm

36826

ROLLER HOLDER

100 mm

36827

150 mm

36828

PAINT ACCESSORIES

MIXER FOR PAINT SEA-LINE®

Wooden spatula for easy mixing of one and two component paints.



36854

PAINT TRAY SEA-LINE®

24 x 32 cm

36829



PLASTIC CUPS WITH MEASURE

Measure plastic cups with a scale - easy paint dispensing material. Ratio diagram printed on a cup facilitates accurate and error-free measuring two-component paints and thinners. Can be use with the lid.



CUPS

450 mL	38021
650 mL	38022
1300 mL	38023
2240 mL	38024

LID

450 mL	34986
650 mL	34987
1300 mL	34989
2240 mL	34990

SILVER TAPE – UNIVERSAL

Strong universal tape, the tape width of 50mm and the length of 25 m, with the allocation for metal, plastic, rubber, waterproof, of silver colour, irreplaceable in automotive industry and household.



25 mm x 50 m

2931

PAINT ACCESSORIES

MASKING TAPE



Masking tape Great adherence to plastics and metal.

Carrier: flat paper, glue: natural rubber, colour: yellow, thickness: 0,12 mm, temperature resistance up to 80°C.

19 mm x 50 m	3530
25 mm x 50 m	3531
30 mm x 50 m	3532
38 mm x 50 m	3533
50 mm x 50 m	3534

WATER PROFF MASKING TAPE

25 mm x 50 m	2931
--------------	------

PAPER PAINT STRAINER



Disposable paper strainer with nylon mesh purposed for filtering mechanical impurities from paints and lacquers.

115 qm	31983
190 qm	3493


CORK SANDING BLOCK



Sanding block made from natural cork. One side is designed to work as effectively as possible, the other is adapted for convenient handing.

25 x 60 x 105 mm	33446
------------------	-------

FOAM SANDING BLOCK



Foam sanding block made of four types of material, making it very light and yet has a high internal rigidity and increased strength.

140 x 75 mm	33608
100 x 75 mm	33609

PROTECTIVE FOIL



PE-HD protective foil, protects from paint, dust and moisture, necessary during lacquering works.

4 x 5 m UNIVERSAL	35703
4 x 5 m 0,007 mm	31981

PAINT ACCESSORIES

PAPER TOWEL (ROLL)



Paper towel roll, white, made from pure cellulose – 208 m.

208 m

30360

DUST MASK



Protects the respiratory system against dust. Do not use in small rooms with inadequate ventilation. Does not protect against gases, vapours or aerosols.

2 masks

3408

ANTISTATIC RAGS



Antistatic rags, dust-absorbent, to clean the dust and dirt from the surface to be painted. Product allowed to the aqua and 2K systems. Keep in closed package. Don't use on hot surfaces.

10 pcs.

40 x 80 cm

33842

WORKWEAR – SINGLE USE



Fleece jumpsuit with hood. Protects against dust and liquid chemical products such as paints, primers.

WHITE L

38037

WHITE XL

38038

WHITE XXL

38039

DISPOSABLE NITRILE GLOVES "MASTER"



Durable and resistant to momentary solvents effect, elastic not powdered. Does not contain silicone.

Available in cartons of 100 pieces.

L

100 pcs.

37294

XL

100 pcs.

37295

FILLERS AND RESINS

PRODUCT	LAMINATES	STEEL	ALUMINIUM	WOOD	BELOW THE WATERLINE	ABOVE THE WATERLINE	APPLICATION	THINNING	MIXING BY VOLUME	MIXING BY WEIGHT	THEORETICAL EFFICIENCY (DTF)	WORKING TIME (20°C)	HARDENING TIME(20°C)	COLOR	VOLUME PACK	CODE
EPOXY RESIN NEW	V	V	V	V	V	V	roll brush	—	100:50	100:44	—	45 min.	7 h	transparent	0,25 KG	3636
															0,5 KG	8483
															0,9 KG	8508
															5 KG	8506/8507
POLYESTER RESIN	V	V	V	V	V	V	roll brush	—	100:4	100:2÷4	—	10 min.	45 min.	green	0,25 KG	2392
															1 KG	2480
EPOXY FILLER LIGHTWEIGHT 1:1 NEW	V	V	V	V	V	V	putty knife	—	1:1	100:100	6,0 m ² (1l/ 200µm)	50 min.	20 h	white - gray	0,75 L	12202
															7,5 L	12288/12289
EPOXY FILLER UNIVERSAL 2:1 NEW	V	V	V	V	V	V	putty knife	—	2:1	100:50	3,2 m ² (1kg/ 200µm)	40 min.	15 h	white - gray	0,75 KG	12200
															7,5 KG	12286/12287
EPOXY FILLER FIBREGLAS 2:1 NEW	V	V	V	V	V	V	putty knife	—	2:1	100:50	3,7 m ² (1kg/ 200µm)	50 min.	16 h	white - gray	0,75 KG	12204
															7,5 KG	12290/12291
POLYESTER FILLER MODE- LING	V	V	V	V	X	V	putty knife	—	—	100:2÷3	2,0 m ² (1kg/ 200µm)	8÷10 min.	30÷40 min.	yellow	2 KG	34952
															5 KG	34600
															25 KG	34601
POLYESTER FILLER UNIVERSAL LOW STYRENE	V	V	V	V	X	V	putty knife	—	—	100:2÷3	3,5 m ² (1kg/ 200µm)	5÷7 min.	20÷30 min.	white	0,25 KG	12011
															1 KG	12012
POLYESTER FILLER FIBREGLAS LOW STYRENE	V	V	V	V	X	V	putty knife	—	—	100:2	3,5 m ² (1kg/ 200µm)	4÷7 min.	20÷30 min.	white	0,25 KG	12014
															1 KG	12020
POLYESTER SPRAY FILLER	V	V	V	V	O	V	spray gun	0-10%	100:3	100:2	5,0 m ² (1kg/ 135µm)	~20 min.	3÷4 min.	light gray	1 KG	9071
															10 KG	7504
GELCOAT FILLER DRY FAST	V	X	X	X	X	V	putty knife	—	—	100:2	—	6÷7 min.	4 h	white (RAL 9001)	0,25 KG	12296
														crème (RAL 9010)	0,25 KG	12203
GELCOAT FILLER DRY FAST STYRENE FREE	V	X	X	X	X	V	putty knife	—	—	100:2÷3	—	9÷14 min.	4 h	white (RAL 9001)	0,25 KG	12022
														crème (RAL 9010)	0,25 KG	12021

V - suitable

X - unsuitable

O - optionally

MS POLYMER

PRODUCT	LAMINATES	STEEL	ALUMINIUM	WOOD	BELOW THE WATERLINE	ABOVE THE WATERLINE	APPLICATION	APPLICATION TEMPERATURE (20 °C)	TIME FOR SKIN FORMATION (20 °C)	MINIMUM TIME TO CONTACT WITH WATER (20 °C)	HARDENING TIME (20 °C)	RECOMENDED TIME TO PAINT (20 °C)	RESISTANT TO TEMPERATURES	RESISTANT TO TEMPERATURES FOR SHORT INTERVALS	COLOR	VOLUME PACK	CODE
MS POLYMER	V	V	V	V	V	V	hands / modern application system	+5°C to +30°C	15 + 30 min.	30 min.	24h (weld to 3mm)	3 day	- 40°C to +90°C	+120°C	white	100 ml	8209
															black	200 ml	8208
															transparent	200 ml	8210
														+100°C		200 ml	8211

PRIMERS

PRODUCT	LAMINATES	STEEL	ALUMINIUM	WOOD	BELOW THE WATERLINE	ABOVE THE WATERLINE	APPLICATION	THINNING	MIXING BY VOLUME	MIXING BY WEIGHT	THEORETHICAL EFFICIENCY (DTF)	WORKING TIME (20 °C)	TOUCH DRY (20 °C)	FULL HARDENER (20 °C)	COLOR	VOLUME PACK	CODE
EPOXY LIGHTPRIMER 5:1	V	O	O	V	V	V	roll / brush	5÷25%	5:1	100:12	10 + 11 m ² (1 L 60 µm)	2 h	3 + 4 h	7 days	white	0,75 L	5077
							spray gun	5÷50%								3,0 L	8388/8389
																5,0 L	6093/6095
																15,0 L	6092/6096
																0,75 L	9200
																5,0 L	9199/8389
																15,0 L	1312/6096
EPOXY PRIMER HS 3:2 ANTIOSMOTIC	V	O	X	X	V	V	roll / brush	0÷5%	3:2	100:48	6 + 7 m ² (1 L 150 µm)	45 min.	10 + 12 h	7 days	gray	0,75 L	5075
							spray gun	not recommended								7,5 L	5145/4211
EPOXY PRIMER 4:1 ANTICOROSSION	O	V	V	X	V	V	roll / brush	5÷25%	4:1	100:15	11 + 12 m ² (1 L 60 µm)	2 h	5 h	7 days	red (oxide)	0,75 L	5076
							spray gun	5÷50%								7,5 L	5145/5147
1K UNIVERSAL YACHTPRIMER	V	V	X	V	V	V	roll / brush	0÷10%	—	—	~7 m ² (1 L 65 µm)	—	1 h	—	gray	0,75 L	38172
							spray gun	0÷20%								2,5 L	38174

V - suitable

X - unsuitable

O - optionally

ANTIFOULINGS



PRODUCT	LAMINATES	STEEL	ALUMINIUM	WOOD	BELOW THE WATERLINE	ABOVE THE WATERLINE	APPLICATION	THINNING	THEORETHICAL EFFICIENCY (DTF)	TOUCH DRY (20°C)	IMMERSION (20°C)	COLOR	VOLUME PACK	CODE
SEELPOLISHING ANTIFOULING	V	V	X	V	V	X	roll / brush	max 5%	8 ÷ 9 m ² (1 L 50 µm)	1 h	12 h	gray	0,75 L	35599
													2,5 L	35477
												green	0,75 L	35601
													2,5 L	35478
												navy blue	0,75 L	35602
													2,5 L	35479
												red	0,75 L	35600
													2,5 L	35481
SELF POLISHING ALU PLUS ANTIFOULING	V	V	V	V	V	X	roll / brush	max 5%	11 ÷ 12 m ² (1 L 50 µm)	1 h	12 h	white	0,75 L	35859
													2,5 L	35861
												dark blue	0,75 L	38026
													2,5 L	38027
												black	0,75 L	38029
													2,5 L	38030
												navy blue	0,75 L	38284
													2,5 L	38288
HARD ANTIFOULING	V	V	X	V	V	X	roll / brush	max 5%	10 m ² (1 L 50 µm)	15 min.	12 h	red	0,75 L	38286
													2,5 L	38289
												black	0,75 L	38282
													2,5 L	38287
THIN FILM SILVER RACING ANTIFOULING	V	V	X	V	V	X	roll / brush/ spray gun	max 5%	11 ÷ 12 m ² (1 L 30 µm)	20 min.	2 h	gra- phite	0,75 L	38380
													2,0 L	38379
SILVER SPEED HARD ANTIFOULING	V	V	V	V	V	X	roll / brush/ spray gun	max 5%	9 ÷ 10 m ² (1 L 50 µm)	30 min.	8 h	navy blue	0,75 L	38384
													2,5 L	38383
												red	0,75 L	38382
													2,5 L	38381
												black	0,75 L	38386
													2,5 L	38385
SILVER CRUISE POLISHING ANTIFOULING	V	V	X	V	V	X	roll / brush/ spray gun	max 5%	9 ÷ 10 m ² (1 L 50 µm)	30 min.	4 h	white	0,75 L	38388
													2,5 L	38387
												red	0,75 L	38390
													2,5 L	38389
												blue	0,75 L	38392
													2,5 L	38391
												navy	0,75 L	38394
													2,5 L	38393
												black	0,75 L	38396
													2,5 L	38395

V - suitable

X - unsuitable

O - optionally

TOPCOATS AND CLEAR COATS

	PRODUCT	LAMINATES	STEEL	ALUMINIUM	WOOD	BELOW THE WATERLINE	ABOVE THE WATERLINE	APPLICATION	THINNING	MIXING BY VOLUME	THEORETHICAL EFFICIENCY (DTF)	WORKING TIME (20°C)	TOUCH DRY (20°C)	FULLY HARDENED (20°C)	COLOR	VOLUME PACK	CODE
	POLYURETHAN 2:1 COLOR	V	V	V	V	O	V	roll / brush	15 ÷ 25 %	2:1	13 ÷ 14 m ² (1 L 40 µm)	3 h	6 ÷ 8 h	7 day	white	0,75 L	5653
															15 L	6222/6223	
								ecru	0,75 L						5657		
								15 L	7727/6223								
								red	0,75 L						5656		
								15 L	9957/6223								
								navy blue	0,75 L						5655		
								15 L	7779/6223								
								blue	0,75 L						8162		
								15 L	8163/6223								
green	0,75 L	7322															
15 L	X																
grey	0,75 L	7438															
15 L	7439/6223																
black	0,75 L	6262															
15 L	7994/6223																
1K YACHT ENAMEL	V	V	O	V	X	V	roll / brush	0 ÷ 10 %	-	15 ÷ 16 m ² (1 L 40 µm)	-	3 h	-	white	125 ml 0,75 L	38166 38154	
														ecru	0,75 L	38152	
							red	0,75 L						38158			
							blue	0,75 L						38161			
							black	0,75 L						38163			
POLYURETHAN 2:1 CLEAR COAT	O	O	O	V	O	V	roll / brush	function primer 15÷20%	2:1	12÷13 m ² (1 L 40 µm)	3 h	2 ÷ 3 h	7 day	tran- spa- rent	0,75 L	6749	
								function topcoat 0÷5%									
							spray gun	function primer 15÷20%							15 L	7506/7507	
								function topcoat 0÷20%									
1 K YACHT VARNISH	O	O	O	V	X	V	roll / brush/ spray gun	0 ÷ 40 %	-	12 ÷13 m ² (1 L 40 µm)	-	3 h	-	tran- spa- rent	0,75 L	38170	
O1 TEAK OIL	X	X	X	V	V	V	roll / brush	not recom- mended	-	11÷12 m ² depend- ing on type and wood condition	-	5 h	3 day	tran- spa- rent	250 ml	7604	
															2,5 L	7606	

V - suitable

X - unsuitable

O - optionally

POLISHING SYSTEMS

PRODUCT	TOOL GELCOAT	GELCOAT	TOPCOAT	CUT LEVEL	GLOS LEVEL	GRIND SURFACE WITH SANDPAPER	ROTATION MASHINE RP	TYPE OF POLISHING APPLICATOR	COLOR	VOLUME PACK	CODE
S07 HEAVY CUT	V	V	O	10	6	minimum P800	800 to 1800	wool lamb wool hard sponge	white	1 kg	11648
S0 FAST CUT & MEDIUM GLOSS	V	V	O	8	6	minimum P800	800 to 1800	wool lamb wool hard sponge	white	1 kg	11246
S05 ONE STEP HEAVY CUT & GLOSS	V	V	V	9	8	minimum P800~ P1200	800 to 1800	wool lamb wool hard and medium sponge	white	1 kg	10204
S1 SOFT CUT & GLOSS	V	V	V	6	8	minimum P800~ P1200	800 to 1800	lamb wool hard and soft sponge	turquoise	500 g	5578
S1 PREMIUM ONE STEP CUT & HIGH GLOSS	V	V	V	8	9	minimum P800~ P1200	800 to 1800	lamb wool hard and soft sponge	white	600 g	10070
										1,2 kg	10068
S2 EXTRA SHINE HOLLOGRAM REMOVER	X	V	V	2	10	minimum P3000	800 to 2000	lamb wool soft sponge	turquoise	500 g	5581
S3 FINISH CLEANER SHINE CONTROL	V	V	V	—	—	—	—	microfibre cloth	transparent	500 ml	11869
S4 PROTECT WAX	X	V	V	—	—	—	—	microfibre cloth	transparent	250 ml	6977
S5 QUICK WAX	X	V	V	—	—	—	—	atomizer microfibre cloth	transparent	500 ml	12193

V - suitable

X - unsuitable

O - optionally

STEP BY STEP
boat repairs with Sea-Line®



STEP BY STEP

GRP BOAT SYSTEM					
LIGHTSYSTEM					
Product	Number of coats	Thinning ratio	Pot life at 20°C	Time before applying next coat	
				Min.	Max.
Above the waterline					
Polyurethan	1 - 2	Thinner PU brush / roll 15% - 25% spray 45% - 55%	6 h	30 min.	72 h
Below the waterline (apply 5 cm above real waterline)					
Epoxy Lightprimer	1 - 2	Thinner for epoxy primers brush / roll 5% - 25% spray 5% - 50%	2 h	4 h	5 days
Antifouling	Above system can be over coated with every kind of antifouling selfpolishing as well as hard one				
	1-3 *	Not recommended	—	Dry to launch (immersion times):	
				Min.6~12 h	Max 6 months

ANTYOSMOTIC SYSTEM - new hull					
Below the waterline (apply 5 cm above real waterline)					
Epoxy Lightprimer	1	Thinner for epoxy primers: brush / roll 5% - 25% spray 5% - 50%	2 h	4 h	5 days
Antiosmotic HS Epoxy Primer	2 - 4	Thinning not recommended	45 min.	8 h	72 h
Epoxy Lightprimer	1	Thinner for epoxy primers: brush / roll 5% - 25% spray 5% - 50%	2 h	4 h	5 days
Antifouling	Above system can be over coated with every kind of antifouling selfpolishing as well as hard one				
	1-3 *	Not recommended	–	Dry to launch (immersion times): Min.6~12 h Max 6 months	

OSMOTIC REPAIR SYSTEM					
Below the waterline (apply 5 cm above real waterline)					
Epoxy Lightprimer	1 - 2	Thinner for epoxy primers: brush / roll 5% - 50% spray 5% - 50%	2 h	4 h	5 days
Epoxy filler	If necessary 1. for leveling small areas universal epoxy filler is recommended 2. for large areas epoxy lightweight filler is recommended 3. for thick applications epoxy filler with fiberglass is recommended				
Antiosmotic HS Epoxy Primer	2 - 4	Thinning not recommended	45 min.	8 h	72 h
Epoxy Lightprimer	1 - 2	Thinner for epoxy primers: brush / roll 5% - 25% spray 5% - 50%	2 h	4 h	5 days
Antifouling	Above system can be over coated with every kind of antifouling selfpolishing as well as hard one				
	1-3 *	Not recommended	–	Dry to launch (immersion times): Min.6~12 h Max 6 months	

GRP BOAT SYSTEM					
RECOMMENDED STANDARD SYSTEM					
Product	Number of coats	Thinning ratio	Pot life at 20°C	Time before applying next coat	
				Min.	Max.
Above the waterline					
Epoxy Lightprimer	1 - 2	Thinner for epoxy primers: brush / roll 5% - 25% spray 5% - 50%	2 h	4 h	5 days
Epoxy filler	If necessary 1. for leveling small areas universal epoxy filler is recommended 2. for large areas epoxy lightweight filler is recommended 3. for thick applications epoxy filler with fiberglass is recommended				
Epoxy Lightprimer	1 - 2	Thinner for epoxy primers: brush / roll 5% - 25% spray 5% - 50%	2 h	4 h	5 days
Polyurethan	1 - 3	Thinner PU brush / roll 15% - 25% spray 45% - 55%	6 h	30 min.	72 h
Below the waterline (apply 5 cm above real waterline)					
Epoxy Lightprimer	1 - 2	Thinner for epoxy primers: brush / roll 5% - 25% spray 5% - 50%	2 h	4 h	5 days
Epoxy filler	If necessary 1. for leveling small areas universal epoxy filler is recommended 2. for large areas epoxy lightweight filler is recommended 3. for thick applications epoxy filler with fiberglass is recommended				
Epoxy Lightprimer	2 - 4	Thinner for epoxy primers: brush / roll 5% - 25% spray 5% - 50%	2 h	4 h	5 days
Antifouling	Above system can be over coated with every kind of antifouling selfpolishing as well as hard one				
	1-3 *	Not recommended	—	Dry to launch (immersion times):	
				Min.6-12 h	Max 6 months

REMEMBER

- Correct surface preparation is the condition of good product application.
- Degrease the work surface, sand with sandpaper, remove dust and degrease again.
- Wash off salts and any other impurities with fresh water.
- Use Sea – Line® cleaner.
- Minimum temperature for application epoxy products is +10°C.
- Do not exceed the recommended amount of hardener.
- Mix contents well until mixture is a solid color.
- Only mix enough product for immediate use.
- Use only thinners recommended by producer.
- Epoxy fillers are the only ones recommended for elements of the hull below the water line.
- For epoxy fillers and non solvent hs epoxy filler we recommend to apply Sea – Line® epoxy lightprimer before applying the polyester topcoat system.
- System below the water line apply 5 cm above real waterline.
- Primers do not require polishing when proper amount of time is given between applying separate coats.
- Sea-line product usage scheme requires getting acquainted with technical data sheet (TDS) and MSDS.
- Always work according to technical data sheet and MSDS.
- Download TDS and MSDS here: www.sea-line.eu

STEP BY STEP

STEEL AND ALUMINIUM BOAT SYSTEM

STEEL AND ALUMINIUM BOAT SYSTEM					
Product	Number of coats	Thinning ratio	Pot life at 20°C	Time before applying next coat	
				Min.	Max.
Above the waterline					
Anticorrosion Epoxy Primer	2 - 3	Thinner for epoxy primers: brush / roll 5% - 25% spray 5% - 50%	2 h	4 h	5 day
Epoxy filler	If necessary 1. for leveling small areas universal epoxy filler is recommended. 2. for large areas epoxy lightweight filler is recommended. 3. for thick applications epoxy filler with fiberglass is recommended.				
Epoxy Lightprimer	1 - 2	Thinner for epoxy primers: brush / roll 5% - 25% spray 5% - 50%	2 h	4 h	5 day
Polyurethan	2 - 3	Thinner PU brush / roll 15% - 25% spray 45% - 55%	6 h	30 min.	72 h
Below the waterline (apply 5 cm above real waterline)					
Anticorrosion Epoxy Primer	2 - 3	Thinner for epoxy primers: brush / roll 5% - 25% spray 5% - 50%	2 h	4 h	5 day
Epoxy filler	If necessary 1. for leveling small areas universal epoxy filler is recommended. 2. for large areas epoxy lightweight filler is recommended. 3. for thick applications epoxy filler with fiberglass is recommended.				
Epoxy Lightprimer	1 - 2	Thinner for epoxy primers: brush / roll 5% - 25% spray 5% - 50%	2 h	4 h	5 day
Antifouling	Above system can be over coated with every kind of antifouling selfpolishing as well as hard one				
	1-3 *	Not recommended	—	Dry to launch (immersion times):	
				Min.6~12 h	Max 6 months

SYSTEM FOR KEEL

SYSTEM FOR KEEL					
Product	Number of coats	Thinning ratio	Pot life at 20°C	Time before applying next coat	
				Min.	Max.
Below the waterline					
Anticorrosion Epoxy Primer	1 - 2	Thinner for epoxy primers: brush / roll 5% - 10% spray 5% - 50%	2 h	4 h	5 days
Epoxy filler	If necessary 1. for leveling small areas universal epoxy filler is recommended 2. for large areas epoxy lightweight filler is recommended 3. for thick applications epoxy filler with fiberglass is recommended				
Antiosmotic HS Epoxy Primer	2 - 3	Thinning not recommended	45 min.	8 h	72 h
Epoxy Lightprimer / Anticorrosion Epoxy Primer	1 - 2	Thinner for epoxy primers: brush / roll 5% - 10% spray 5% - 50%	2 h	4 h	5 days
Antifouling	Above system can be over coated with every kind of antifouling selfpolishing as well as hard one				
	1-3 *	Not recommended	—	Dry to launch (immersion times): Min.6~12 h Max 6 months	

WOOD BOAT SYSTEM

WOOD BOAT SYSTEM					
Product	Number of coats	Thinning ratio	Pot life at 20°C	Time before applying next coat	
				Min.	Max.
OPTION I					
Above the waterline					
Epoxy Lightprimer	1 - 3	Thinner for epoxy primers: brush / roll 5% - 25% spray 5% - 50%	2 h	4 h	5 days
Epoxy filler	If necessary 1. for leveling small areas universal epoxy filler is recommended 2. for large areas epoxy lightweight filler is recommended 3. for thick applications epoxy filler with fiberglass is recommended				
Epoxy Lightprimer	1	Thinner for epoxy primers: brush / roll 5% - 25% spray 5% - 50%	2 h	4 h	5 days
Poliuretan	2 - 3	Thinner PU brush / roll 15% - 25% spray 45% - 55%	6 h	30 min.	72 h
OPTION II					
Above the waterline					
Polyurethan Clearcoat	2 - 3	Thinner PU brush / roll 15% - 20% spray15% - 20%	3 h	30 min.	72 h
Polyurethan Clearcoat	2 - 4	Thinner PU brush / roll 0% - 5% spray 0% - 5%	3 h	30 min.	72 h
OPTION I AND II					
Belowe the waterline (apply 5 cm above real waterline)					
Epoxy Lightprimer	1 - 3	Thinner for epoxy primers: brush / roll 5% - 25% spray 5% - 50%	2 h	4 h	5 days
Epoxy filler	If necessary 1. for leveling small areas universal epoxy filler is recommended. 2. for large areas epoxy lightweight filler is recommended. 3. for thick applications epoxy filler with fiberglass is recommended.				
Epoxy Lightprimer	1 - 2	Thinner for epoxy primers: brush / roll 5% - 25% spray 5% - 50%	2 h	4 h	5 days
Antifouling	Above system can be over coated with every kind of antifouling selfpolishing as well as hard one				
	1-3 *	Not recommended	—	Dry to launch (immersion times):	
				Min.6~12 h	Max 6 months

*Special attention should be paid to obtaining a specific coating thickness (100 µm dtf), which ensures the effective operation of the antifouling paint.



Sea-Line® brand belongs to Troton Company which
was founded in 1978 in North-West Poland.

Sea-Line® provides a complete system of yachting paints
and materials useful on every stage of boat building, boat repairs and maintenance.


Offer includes over 200 types of products such as polyester and epoxy fillers,
primers, polyurethane topcoats, clear coats, antifoulings, cosmetics,
polishing compounds and complementary accessories.

All factory plants meet the requirements for ISO 9001 and 14001 norms.

All business processes such as production, sales,
payments are planned and executed by a SAP system.

Sea-Line® distributes in over 30 countries around the world.

The Certification of Authorized Economic Operator AEO
enables for fast and easy export.



ISO 9001 ISO 14001
Akredytacja PCA

Sea-Line by Troton Sp zo.o.
Ząbrowo 14; 78-120 Gościno
tel. (+48) 94 35 316 75;
info@sea-line.eu
www.sea-line.eu